

# BioMed-GPT

## (ALAT/ALT/GPT) - Kinetic



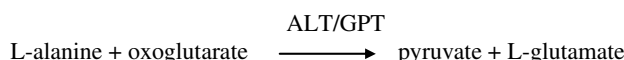
REF: GPT115060 ( 6x10 ml )  
GPT115090 ( 5x18 ml )  
GPT115120 ( 2x60 ml )

### INTENDED FOR USE

For the quantitative determination of ALT/GPT in serum and plasma .

### PRINCIPLE :

Present Kinetic method for determination of alanine amino transferase (GPT) without perod-oxalic-phosphate is optimized in accordance with I . F . C . C recommendations.



The reduced co enzyme consumption , observed as decrease of the per time extinction , is proportional to ALT/GPT activity in the sample.

### SPECIMEN COLLECTION:

Non hemolyzed serum or plasma .

#### Notes :

Common anticoagulants can be used.

( Heparin , EDTA , oxalates , and fluorides ) .

AST/GPT in serum or plasma is reported stable up to 3 days at +15-25°C . , 7 days at +2-8°C and 4 weeks if frozen at -20°C.

Shake and bring the samples at room temperature ( +15-25°C ) before using .

### REAGENTS COMPOSITON :

<b>R1</b>	Good's Buffer L-Alanine LDH	88 mmol/L 560 mmolL ≥1500U/L
<b>R2</b>	NADH oxoglutarate	0.24mmol/L 16 mmol/L

### PACKAGE : Collection & Storage .

Store at +2-8°C .

Stable until the expiration date reported upon the package.

After the unsealing and the taking of the reagent , it is advised to close up the bottle immediately in order to avoid evaporation , direct light exposure and bacteric contamination .

### PRECAUTION & WARNING

Avoid pipetting by mouth .

The preparation , according to current regulation . is classified as not dangerous.

The total concentration of non active components ( preservatives , detergents ,stabilizers ) is below the minimum required for citation .

Anyway handle with care , avoid ingestion , avoid contact with eyes , skin and mucous membranes

The samples must be handle as potentially infected from HIV or Hepatitis .

### REAGENT PREPARATION AND STABILITY :

Liquid reagents must be at room temperature ( +15-25°C ) before using .

Reagent(R1) is limpid/colorless .

**Add 9 parts of Reagent (R1) to 1 part of Reagent(R2) .**

Reagent (R1+R2) is reported stable up to 3 days at room temperature and 4 weeks if stored in refrigerator (2-8°C).

Ready to use liquid reagents.

### REQUIRED MATERIALS NOT PROVIDED :

General Laboratory Equipment and instrumentations .

### PROCEDURE :

Wavelength 340 nm ( 334-365)  
Optical path : 1 cm  
Temperature : +25/30/37°C  
Reading : Against distilled water  
Assay tipe : decreasing Kinetic

	SAMPLE	
Reagent (R1+R2)	1000	μL
Sample	100	μL

Adjust instrument to zero reading with distilled water.

Mix , transfer in cuvette and incubate for 60 sec at 37°C ( T . O ) ; read sample extinction decrease at time 0 sec and after60\120\180 sec.

Calculate ΔA/min at 340 nm .

Volumes can be proportionally modified .

This methodology describes the manual procedure to use the kit.

For automated procedure , ask for specific application .

### CALCULATION :

340 nm AST/GPT (U/L ) = ΔE/min Sample × 1746

334 nm AST/GPT (U/L ) = ΔE/min Sample × 1780

365 nm AST/GPT (U/L ) = ΔE/min Sample × 3235

### EXPECTED VALUES :

	Women	Men
25°C :	18 U/L	22 U/L
30°C :	22 U/L	29 U/L
37°C :	31 U/L	40 U/L

The above mentioned values are to be considered as a reference.

It is strongly recommended that each laboratory establish its own normal range according to its geographic area, according to IFCC protocol.

### WASTE DISPOSAL :

The disposal of the product must be in accordance with local regulation concerning waste disposal .

### QUALITY CONTROL :

It is recommended to execute the quality control at every kit utilization to verify that values are within the reference range indicated by the methodology.

### REFERENCES :

1. Tietz, N.W. (ed) Fundamentals of Clinical Chemistry W.B.Saunders Co., Philadelphia, 1976.
2. Henry, R.J., Clinical Chemistry, Principles and Techniques. Harper and Row Publishers. New York, 1964.
3. Provisional Recommendations on IFCC methods for the measurement of catalytic concentrations of enzymes. Clin chem. 23(887), 1977.

### PERFORMANCE :

MEASURE INTERVAL :	3-500 U/L
MEASURABLE LIMIT :	3 U/L
SENSITIVITY :	1 U/L= 0.0021 ΔE/min.

#### PRECISION WITH SERIES : n=20

LOW LEVEL	M = 34.9 U/L	C.V = 3.04%
HIGH LEVEL	M = 118 U/L	C.V = 0.99%

#### PRECISION AMONG SERIES : n=20

LOW LEVEL	M = 34 U/L	C.V = 3.1%
HIGH LEVEL	M = 118.3 U/L	C.V = 1.29%
CORRELATION	r = 0.998	n=50
LIN. REGRESSION	y= 0.98 x + 1.38	n=50

### INTERFERENCE:










Interferences are negligible up to :			
Bilirubin	30 mg/dL	Triglycerides	500 mg/dL
Hemoglobin	400 mg/dL	Glucose	500 mg/dL

### METHOD LIMITATIONS:

For concentration higher than 500 U/L for turbid and/or icteric specimens , repeat the measure on a sample diluted 1:10 with physiological saline and multiply the results by 10 .

Hemolyzed sample may provide elevated readings due to ALT presence in erythrocytes .

For through evaluation of the interfering substances ,consult : Young , D. S ,et al , Clin , Chem , 21:1 D ( 1975 ) .

	Consult Instructions for Use
	Caution, consult accompanying Documents
	In Vitro Diagnostic Medical Device
	Temperature limitation
	Manufacturer
	Authorized Representative in the European Community
	Catalogue number
	Batch code
	Use by

 <b>Egy-Chem</b> for lab technology Head Office: 83 Abdel-Hamid Badawy St.Heliopolise, Cairo, Egypt Tel :202- 26236727 / 202- 26236598 Fax :202- 26240986 Website: <a href="http://www.egy-chem.com">www.egy-chem.com</a> E-mail: <a href="mailto:sales@egy-chem.com">sales@egy-chem.com</a> or <a href="mailto:sales@egy-chem.net">sales@egy-chem.net</a>	  <b>MDSS GmbH</b> Schiffgraben 41 30175 Hannover, Germany
---	--